

INVESTOR FACT SHEET

Q2 2016



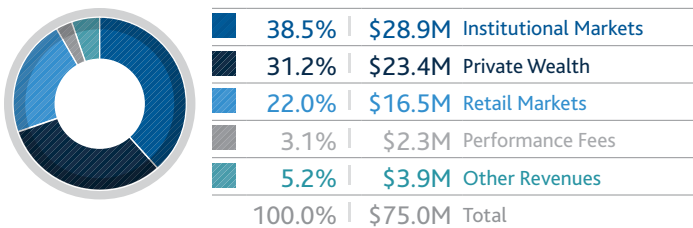
CORPORATE PROFILE

With more than \$109 billion in assets under management and offices across North America, Fiera Capital offers unique expertise in both traditional and alternative investment strategies. The firm is one of only a handful of independent investment firms providing extensive expertise in Canadian active and structured fixed income, Canadian and global equity, asset allocation and alternative investment solutions through a broad range of strategies and services.

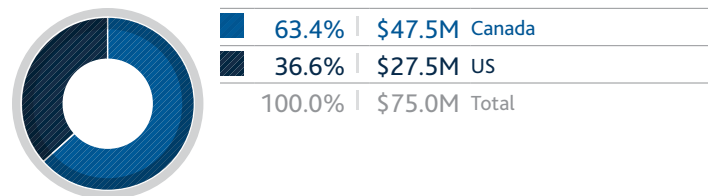
3rd largest independent publicly-traded asset manager in Canada and 6th largest overall.

DISTRIBUTION OF REVENUES

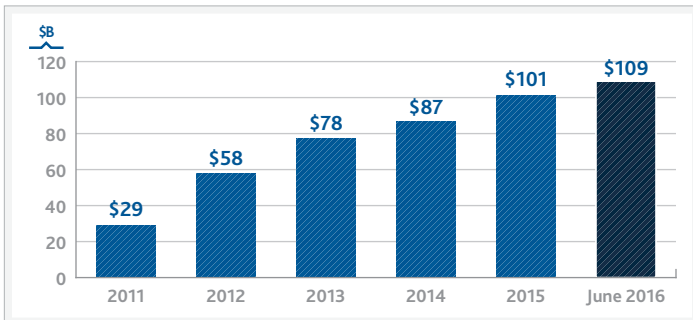
BY CLIENT CATEGORY



BY REGION

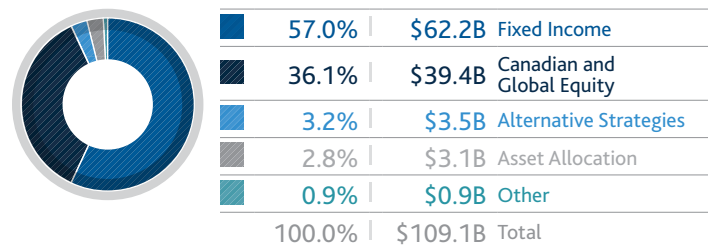


AUM GROWTH



DISTRIBUTION OF ASSETS

BY ASSET CLASS



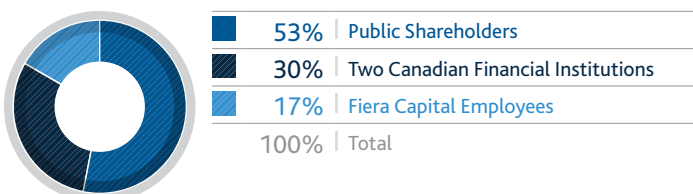
OUR GROWTH STRATEGY

Create Shareholder Value by Building a Leader in the North American Investment Management Industry

- Grow market share through numerous performing investment strategies
- Lead in the realm of alternative investment solutions with strategies such as liability-driven investment (LDI), real estate and infrastructure platforms
- Expand distribution capabilities and gain traction in sub-advisory segments
- Innovate and invest in best-in-class portfolio management capabilities and expertise
- Increase scale and operating efficiency as acquisitions are integrated and synergies are realized
- Focus on organic growth and selective strategic acquisitions

SHARE OWNERSHIP

Strategic affiliation with two major Canadian financial institutions while maintaining management control.



WHY INVEST IN FIERA CAPITAL?

- Extensive expertise across diversified asset classes
- Innovative and personalized solutions that meet and surpass evolving investment needs
- Exceptional client service
- Strong risk management
- Experienced management team and Board of Directors
- Superior risk-adjusted returns

INVESTOR FACT SHEET

Q2 2016



FIERACAPITAL

FINANCIAL HIGHLIGHTS

(in \$ millions, except per share amounts)	JUNE 30, 2016	JUNE 30, 2015	Y/Y
Total Revenues	75.0	66.1	13%
Adjusted EBITDA ¹	23.5	23.1	2%
Adjusted EBITDA ¹ per share (basic)	0.32	0.33	-3%
Adjusted Net Earnings per share ² (basic)	0.32	0.26	23%
Net Earnings per share (basic)	0.11	0.11	0%

- 21% increase in AUM to \$109.1 billion.
- 23% growth in management fees.
- 23% increase in adjusted earnings per share.
- Second dividend increase in the last twelve months.
- Closing of Apex Capital Management acquisition.
- United States represents 37% of revenues for the second quarter and 28% of AUM at quarter-end.
- Expanded distribution reach through partnership with Bedrock.
- Closing of Aquila Infrastructure Management transaction, and purchase of infrastructure assets.
- Fiera Capital to welcome Larch Lane Advisors LLC, adding top-tier talent and alternative investing strategies.

¹ Adjusted EBITDA excludes non-cash compensation, acquisition and restructuring related costs.

² Adjusted Net Earnings per share excludes non-recurring and non-cash items.

QUICK FACTS

Symbol (TSX)	FSZ.TO
Market Capitalization ¹	\$996.6 million
Total Shares ¹	77.7 million
Dividend ²	\$0.16/quarter

¹ As at June 30, 2016

² Approved August 5, 2016

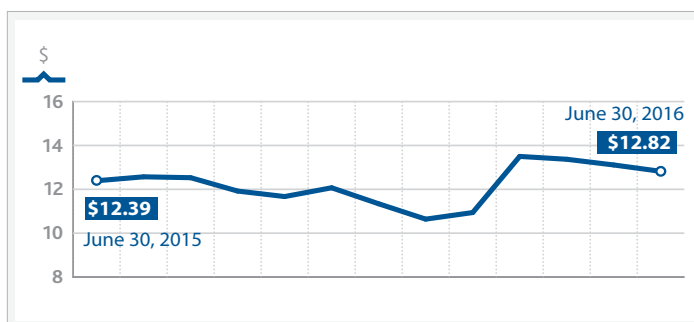
Source: Bloomberg

All numbers in Canadian dollars, unless otherwise stated.

ANALYST COVERAGE

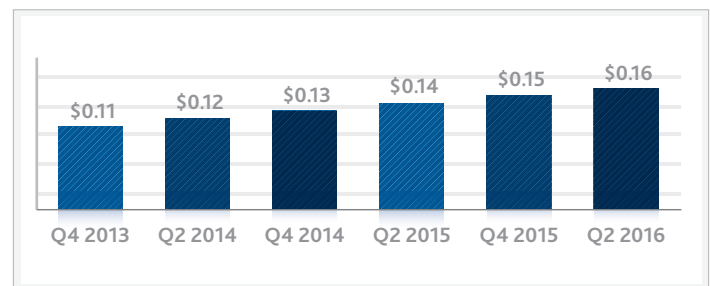
FIRM	ANALYST
Canaccord Genuity Corp.	Scott Chan
National Bank Financial Inc.	Jaeme Gloyn
Scotia Capital Inc.	Phil Hardie
Desjardins Securities Inc.	Gary Ho
GMP Securities Ltd.	Stephen Boland
TD Securities	Lemar Persaud

FSZ STOCK PRICE



All numbers in Canadian dollars, unless otherwise stated.

DIVIDENDS DECLARED PER PARTICIPATING SHARE (Per Quarter)



CONTACT

Daniel Richard

Vice President, Corporate Communications and Investor Relations
T 514 954-6456 • T 1 800 361-3499

Fiera Capital Corporation

1501 McGill College Avenue, Suite 800, Montreal, Quebec H3A 3M8

FORWARD-LOOKING STATEMENTS

"The information and opinions herein are provided for informational purposes only and are subject to change. The information provided herein does not constitute investment advice and it should not be relied on as such. It should not be considered a solicitation to buy or an offer to sell a security. There is no representation or warranty as to the current accuracy of, or liability for, decisions based on such information.

Legal Notice to U.S. Persons: Fiera Capital Corporation ("Fiera Capital") does not provide investment advisory services, or offer investment funds, in the United States or to U.S. persons. Investment advisory services for U.S. persons are provided by Fiera Capital's U.S. affiliates (the "U.S. Advisers"). Any investment advisory services of Fiera Capital provided to U.S. persons are (or were) provided by the U.S. Advisers, in each case pursuant to a "participating affiliate" arrangement with Fiera Capital in accordance with applicable guidance of the staff of the U.S. Securities and Exchange Commission (the "SEC"). The U.S. Advisers are SEC-registered investment advisers. Unless otherwise indicated, all dollar figures are expressed in Canadian dollars."

Certain statements in this Fact Sheet are "forward-looking statements" which reflect Fiera Capital's expectations regarding future growth, supply and demand of assets, any appreciation in the value of assets, results of operations, performance and business prospects and opportunities. Wherever possible, words such as "may", "would", "could", "will", "anticipate", "believe", "plan", "expect", "intend", "estimate", "aim", "endeavour" and similar expressions have been used to identify these forward-looking statements. Such forward-looking statements reflect Fiera Capital's current beliefs with respect to future events and are based on information currently available to Fiera Capital. Forward-looking statements involve significant known and unknown risks, uncertainties and assumptions. A number of factors could cause actual results, performance or achievements to be materially different from any future results, performance or achievements that may be expressed or implied by such forward-looking statements including, without limitation, those risks and uncertainties discussed elsewhere on this Fact Sheet. Should one or more of these risks or uncertainties materialize, or should assumptions underlying the forward-looking statements prove incorrect, actual results, performance or achievements could vary materially from those expressed or implied by the forward-looking statements contained in this Fact Sheet. These factors should be considered carefully and prospective investors should not place undue reliance on these forward-looking statements. Although the forward-looking statements contained on this Fact Sheet are based upon what Fiera Capital currently believes to be reasonable assumptions, Fiera Capital cannot assure prospective investors that actual result, performance or achievements will be consistent with these forward-looking statements. These forward-looking statements are made as of the date of this Fact Sheet, and Fiera Capital does not intend, and Fiera Capital does not assume any obligation, to update or revise these forward-looking statements to reflect new events or circumstances.